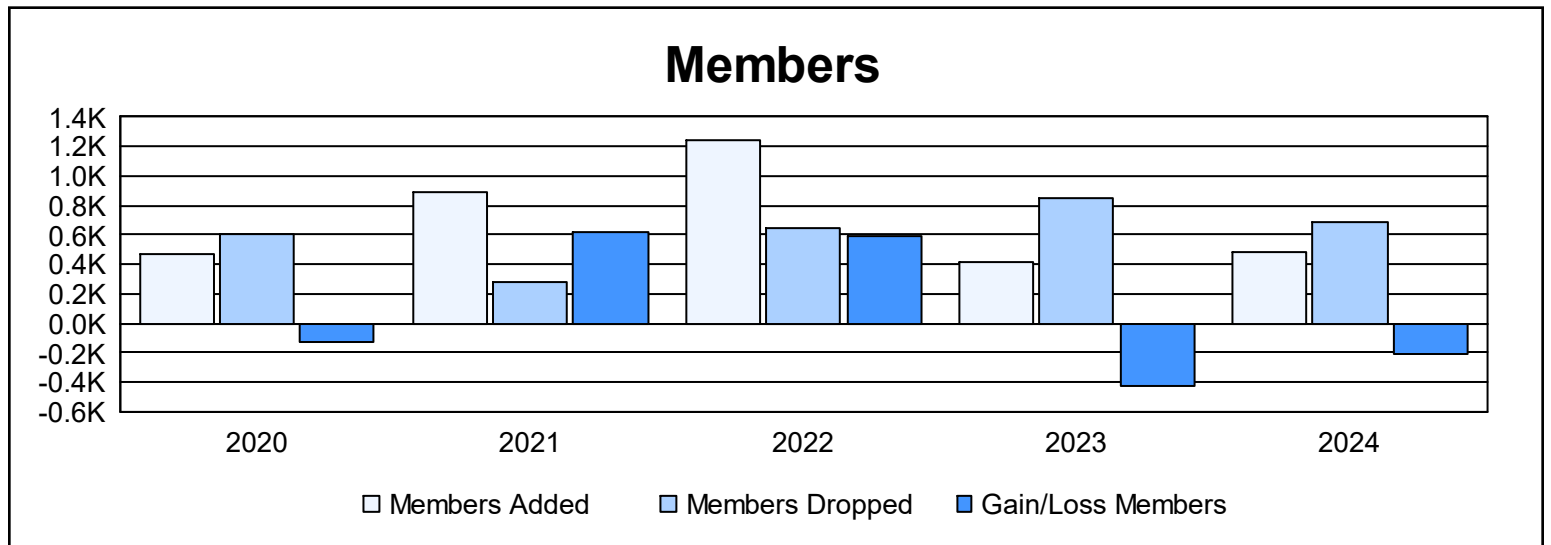
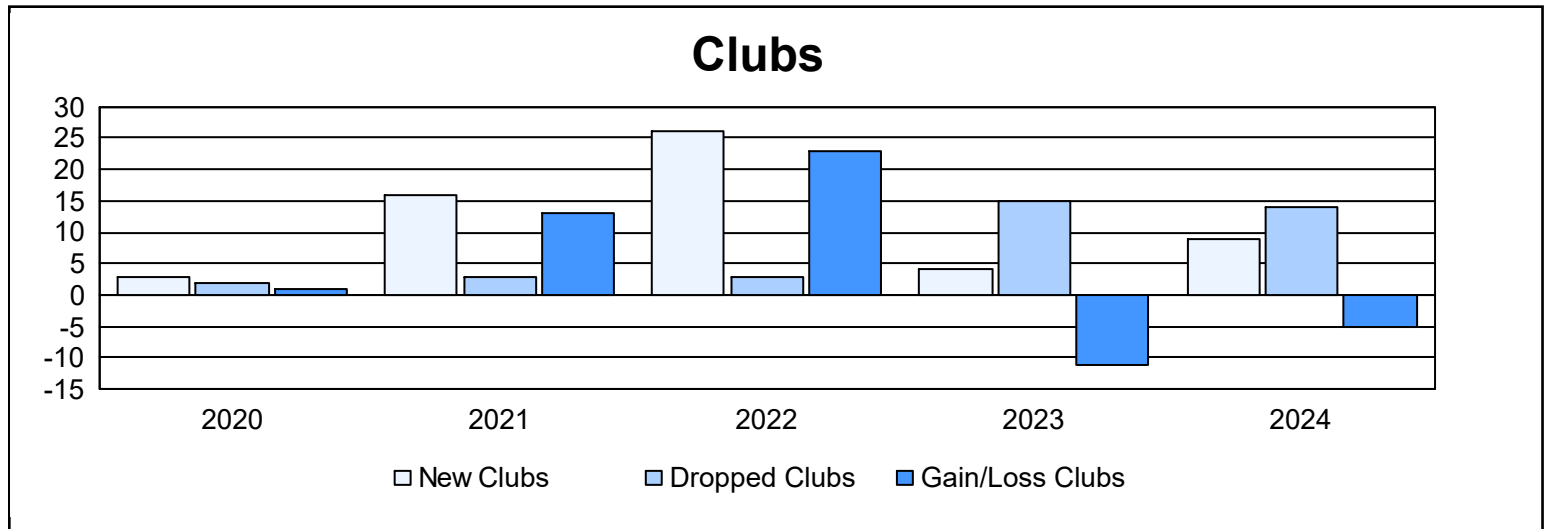
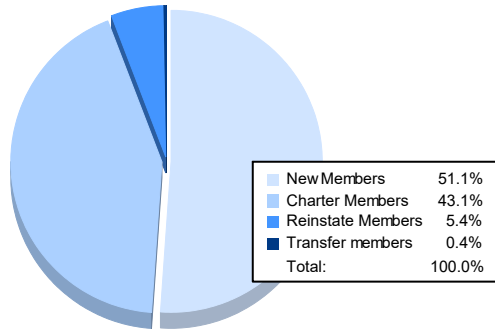


Year	New Clubs	Dropped Clubs	Gain/ Loss Clubs	New Members	Charter Members	Reinstate Members	Transfer Members	Total Member Added	Total Members Dropped	Gain/ Loss Members
2019-2020	3	2	1	134	220	97	17	468	600	-132
2020-2021	16	3	13	419	452	8	14	893	279	614
2021-2022	26	3	23	523	693	25	4	1,245	649	596
2022-2023	4	15	-11	210	200	4	2	416	845	-429
2023-2024	9	14	-5	248	209	26	2	485	689	-204
<b>Average</b>	<b>12</b>	<b>7</b>	<b>4</b>	<b>307</b>	<b>355</b>	<b>32</b>	<b>8</b>	<b>701</b>	<b>612</b>	<b>89</b>



### Membership Composition June 2024 Cumulative



### Gender Composition June 2024 Cumulative

